















Daffodil (Y3) Home Learning Spring Term

Weekly Essentials - Hand in day Thursday			Enrichment Ideas We encourage you to choose at least 6 activities over the whole term		
Spelling challenge Spellings should be practised on Spelling Shed. Spellings will be tested on a Friday. 			British Values – Rule of Law Make a poster to showcase why laws are important and how they make our lives better. 		
Reading & Reading Response Please continue to support your child's home reading. We ask that they read for a minimum of 3 times a week which should be logged in their reading record. The children will also need to complete a written reading response which they can choose from the list of ideas below.  			Rights Respecting – Research the UNCRC. This gives you information about children's rights. https://www.unicef.org.uk/what-we-do/un-convention-child-rights/ Create a poster to showcase the importance of one of the articles. 		
Character description Choose a character from your book. Describe them thinking of their appearance, their personality and what problems they may have.	Setting Description Describe a setting in your book. Remember to use expanded noun phrases (description) to add details in your writing.	Be an Agony Aunt Think of a problem a character in your book is facing. What advice can you give them to help them out? Write them a letter/e mail with your advice.	Collect different types or rocks, stones and pebbles. How many different types can you find? Can you group them into different types? 	Write a short adventure story (1-2 paragraphs) from the point of view of a Stone Age child. What did they eat? What dangers did they face? 	Explore Soil Safari: Dig a small amount of soil from a plant pot or garden. Spread it on a white piece of paper. Describe and draw the different things you can see in it (e.g., tiny stones, pieces of leaf, roots, small insects). Bonus: Where did the soil come from? 
Alternative endings Think of how the story you have read ended. Can you think of a better way for this story to end? Rewrite it and let me know your ideas.	Poem Choose a character from your book. Write a poem to describe them.	Newspaper Report Think of an exciting event in your book. Can you write a newspaper report to tell me what has happened? Add a few extra details, and some great description to make it really exciting	Make a model of Stonehenge. Try to use different/unusual materials to make it. 	Imagine you are a Stone Age man visiting the modern day. Write a diary entry about what you have seen & done. 	Ice Age News Report: Imagine a modern news reporter travelled back to the last Ice Age. Write a script for a news report describing the landscape, the weather, and the giant animals they see. Include quotes from a "cave person"! 
Diary Entry Think about a funny event that has happened in your story. Write a diary entry telling me all about it, Don't forget to add your character's thoughts and personality in your writing.	Book Review Can you complete a book review/recommendation for your book?	Non-Fictional Text (Fact Based Book) Tell me what new things you have found out about since reading this book. What technical words have you encountered in this book?	Watery Wonder Experiment: Put a small flower (like a daisy or a stick of celery) into a glass of water mixed with blue or red food colouring overnight. In the morning, observe what has happened. Draw and label the result, explaining what the stem did. 	Create a home from the Bronze/Iron Age. What things would you have in your home to make your life easier?  	Design a shield/piece of jewellery that could be made from iron/bronze. Think about how you would decorate it to make it special. 